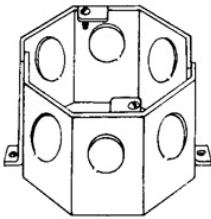
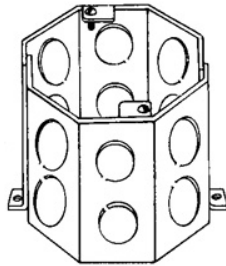


4" OCTAGON CONCRETE BOXES AND HUNG CEILING BOXES*

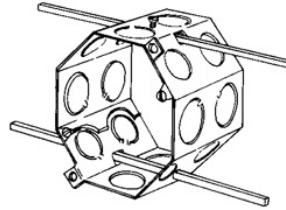
Steel Boxes



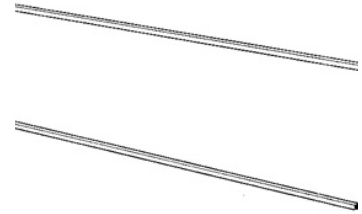
TP620, TP622, TP628



TP635, TP636, TP644



TP623, TP624
(bars not included)



TP348


Cat. #	Depth	KNOCKOUTS	Std. Unit Pkg.	Wt. Lbs. Per 100	Capacity Cu. In.
TP620	2"	1/2" & 3/4" Single Row	25	60	23.0
TP622	2 1/2"	1/2" & 3/4" Single Row	25	72	29.0
TP628	3"	1/2" & 3/4" Single Row	20	85	35.0
TP635	3 1/2"	1/2" Double Row	20	93	43.0
TP636	3 1/2"	1/2" & 3/4" Double Row	20	93	43.0
TP644	4"	1/2" & 3/4" Double Row	20	113	47.0
HUNG CEILING BOXES (WITH TP650 COVER, ORDER BARS SEPARATELY)					
TP623	3 1/2"	1/2" Double Row	20	93	43.0
TP624	3 1/2"	1/2" & 3/4" Double Row	20	93	43.0
BARS FOR HUNG CEILING BOXES					
TP348	30" bars (Bars Sold Separately)		40	60	-

*Weight limit for 4" octagon concrete boxes is 50lbs. Not suitable for fans.

CONCRETE BOX PLATES



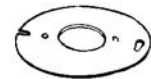
TP648



TP649



TP650



TP652

Cat. #	Description	Std. Unit Pkg.	Wt. Lbs. Per 100
TP648	No Stud 3 - 1/2" & 2 - 3/4" KOs	50	28
TP649	Flat, Blank	50	28
TP650	3/8" Stud 2 - 1/2" & 2 - 3/4" KOs	50	33
TP652	Single Receptacle	50	24